

## Theoretical study of NO adsorbed on the surface of TiO<sub>2</sub>(110) cluster model

WANG Yang (汪 洋)<sup>†1</sup>, YANAGISAWA Yasunori<sup>2</sup>

(<sup>1</sup>Institute of Metal Materials, Zhejiang University, Hangzhou 310027, China)

(<sup>2</sup>Department of Materials Science, Nara University of Education, Takabatake-cho, Nara 630-8528, Japan)

<sup>†</sup>E-mail: ml117@zju.edu.cn

Received Sept. 29, 2003; revision accepted Dec. 8, 2003

**Abstract:** The chemisorption properties of N<sup>18</sup>O adsorption on TiO<sub>2</sub>(110) surface were investigated by experimental and theoretical methods. The results of temperature programmed desorption (TPD) indicated that the temperatures of the three desorption peaks of the main N<sub>2</sub> molecules were at (low) temperature of 230 K, 450 K, and (high) temperature of 980 K. This meant that N<sup>18</sup>O decomposed and recombined during the process of N<sub>2</sub> desorption after N<sup>18</sup>O was exposed. Analysis of the stable combination and orbital theory calculation of the surface reaction of NO adsorption on the TiO<sub>2</sub>(110) cluster model showed that there was clear preference for the Ti-NO orientation.

**Key words:** Adsorption, TPD, Cluster model, Molecular orbital theory calculation

**Document code:** A

**CLC number:** TB71

### INTRODUCTION

The adsorption of gas molecules on metals, metal oxides or alloys had been researched widely to find a solution for the problem of air pollution (Davies and Craig Jr., 2003; Yanagisawa, 1996; Tominaga *et al.*, 1999). NO could be adsorbed on the particle surface and desorbed as N<sub>2</sub> from the surface by temperature programmed desorption (TPD) (Davies and Craig Jr., 2003; Yanagisawa, 1996). The calculation of cluster model was established with molecular orbital (MO) theory (Ryu *et al.*, 1999; Shimizu and Tachikawa, 2002). We are interested in studying the mechanism of the adsorption and desorption of NO on the surface of TiO<sub>2</sub> (110); and try to establish a cluster model for calculating the NO absorption on the TiO<sub>2</sub> with both MOPAC and GAUSSIAN and determining the chemisorption properties of the surface reaction.

### EXPERIMENTAL AND COMPUTATIONAL METHODS

TiO<sub>2</sub> powder was preheated at 1123 K for two hours and then allowed to return to room temperature; after which its surface was cleaned by TPD in ultra-high vacuum system. TPD measurements were carried out from low temperature to high temperature. The purity of <sup>18</sup>O and <sup>15</sup>N of the N<sup>18</sup>O absorption gas were respectively measured as 97.5% and 99.8% with base pressure of 10<sup>-5</sup> Pa by quadrupole mass spectroscopy (QMS). In order to confirm the cleanness of the TiO<sub>2</sub> surface after annealing, the elements of the surface were measured using Auger electron spectroscopy (AES).

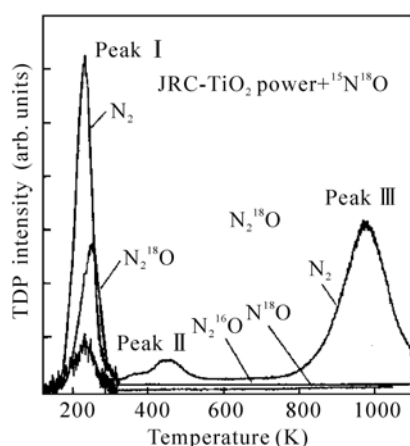
The (110) surface of TiO<sub>2</sub> has been investigated extensively as this surface is thermodynamically the most stable (Linsebigler *et al.*, 1995). Upon heating at high temperatures other surface

orientations would reconstruct leading to (110) facets (Sorescu and Yates Jr., 2002). It is proper to adopt the (110) cluster model in MO calculation.  $Ti_5O_{10}$  is a representation of the cluster model for describing the  $TiO_2$  (110) surface. Semi-empirical molecular orbital theory (MOPAC 93) was used to calculate the  $Ti_5O_{10}$  cluster, and Schierbaum's GAUSSIAN (semi-empirical molecular orbital method) was used to calculate the energy level of the NO adsorption on the  $Ti_5O_{10}$  cluster.

## RESULTS AND DISCUSSION

### Temperature-programmed desorption results

The TPD profiles of the main  $N_2$  gas were observed after 1000 L of the  $N^{18}O$  gas was exposed to temperature of 150 K at heating rate of 0.8 K/s and 1300 L of the  $N^{18}O$  gas was exposed to room temperature at heating rate of 0.5 K/s (Fig.1). The peak (I, II, III) temperatures of  $N_2$  desorption were 230 K, 450 K and 980 K, respectively. Their activation energies were 0.23 eV, 0.68 eV and 2.5 eV from low temperature to high temperature. It was suggested that there was a vacancy of Os on the pre-heated surface (Gopel and Rocker, 1983), and that the  $N^{18}O$  could be adsorbed on the Os vacancies,



**Fig.1** Desorption spectrum of the NO adsorbed on the  $TiO_2$  powder surface

The desorption of gases  $N_2$ ,  $N_2^{18}O$  and  $N^{18}O$  occurred at 150 K–300 K, and the desorption of gases  $N_2$ ,  $N_2^{16}O$  and  $N^{18}O$  at 300 K–1050 K

where the  $N^{18}O$  was decomposed and N-N recombined as  $N_2$  desorption. Therefore, in the whole process, two chemical reactions occurred on the  $TiO_2$  surface after the  $N^{18}O$  was exposed. At high temperature the activation energy is enough to produce new vacancies and support chemical reaction on the surface, so the intensity of  $N_2$  desorption increased at high temperature.

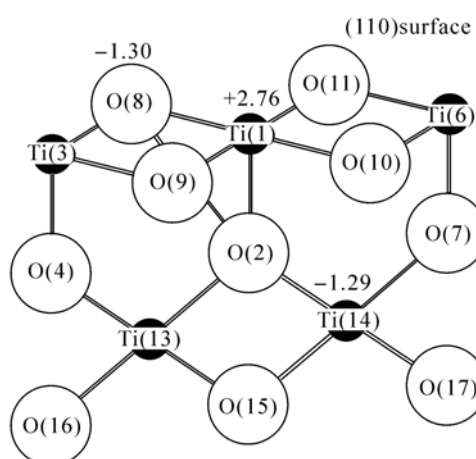
### Results of NO adsorption on the $TiO_2$ (110) cluster

Molecular orbital (MO) calculation results were used to describe the stable combine of the NO adsorbed on the  $TiO_2$ (110) cluster and to investigate the chemisorption properties of the surface reaction.

(1) MOPAC (Semi-empirical molecular orbital calculation)

The  $Ti_5O_{10}$  model was based on the  $TiO_2$ (110) cluster, where Ti and O of the  $Ti_5O_{10}$  were regarded as (+4) and (–2) charges respectively. The result of MOPAC calculation showed that the band gap of the  $Ti_5O_{10}$  was 4.00 eV, whose previous value was 3.10 eV. The charges distribution is shown in Fig.2.

The band gaps of the NO molecule on the  $Ti_5O_{10}$  cluster with the two orientations were calculated. We analyzed both orientations of the NO



**Fig.2**  $Ti_5O_{10}$  model from  $TiO_2$  (110) cluster  
The distribution of charges Ti(1), O(2) and O(8) are +2.76, –1.29, –1.30, respectively

molecule with either end toward the surface. The Fig.3 of the Ti-NO bond of the cluster shows that the Ti charge (1) is +2.81, and O(2), O(8), O(9), O(10), O(11) are all  $-1.36$  respectively. The NO charge is  $-0.87$ . The absorption energy (stable energy) for Ti-NO is 1.66 eV. Compared with the energy gap of 2.11 eV for the HOMO-LUMO energy of Ti-NO, the absorption energy was small. Consequently, its Ti-NO geometry is stable. Fig.4 of the Ti-ON bond of the cluster shows that the charge distribution value of Ti(1) is +2.82, and that of O(2), O(8), O(9), O(10), O(11) are all  $-1.38$ , respectively. The NO charge is  $-0.75$ . In this case the energy gap of 2.66 eV for Ti-ON is bigger than that of 2.11 eV for Ti-NO, so the Ti-NO geometry causes Ti-NO to be easily combined.

The results indicated that the most stable configuration was a tilted geometry of the NO molecule with N atom toward the surface. This is clear preference for the Ti-NO orientation compared to the Ti-ON configuration (Sorescu *et al.*, 2000).

At high temperature there are more molecules of Ti-NO bonds of the clusters to get the enough activation energy of 2.5 eV in the experiment to achieve the transition over the gap energy of 2.11 eV, then the NO is decomposed and N-N recombined as  $N_2$  desorption. The intensity of  $N_2$  desorption increases by the Ti-NO bond accorded well with the experimental results at high temperature.

Previous experimental studies (Bocuzzi *et al.*, 1991) revealed that on the annealed, defective  $TiO_2$

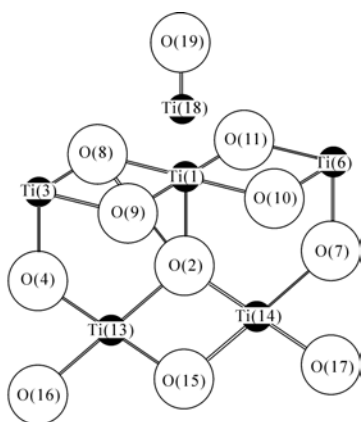
surface,  $N_2O$  was formed by a reduction process. The result obtained on the oxidized surface indicated that adsorption of  $N_2O$  could occur through a vertical configuration in which the Ti-N-N-O orientation was slightly more stable than the Ti-O-N-N geometry. The adsorption energies for these two configurations were small. Consequently, such species can be found on the surface only at low temperatures (Sorescu and Yates, 2002).  $N_2O$  desorption being observed only at low temperatures (Fig.1) accorded even better with experimental results.

(2) GAUSSIAN (semi-empirical molecular orbital calculation)

Ti-NO bond of the  $Ti_5O_{10}$  cluster was also calculated by GAUSSIAN (Fig.5). Table 1 shows the change of the charges distribution for the NO adsorption on the  $Ti_5O_{10}$  cluster calculated by GAUSSIAN and MOPAC method. The change of charge distribution of the NO by GAUSSIAN is smaller than that of NO by MOPAC. To gain the exactitude of change of the charges distribution by GAUSSIAN, the atom amount of the  $TiO_2$  (110) cluster must be increased to calculate.

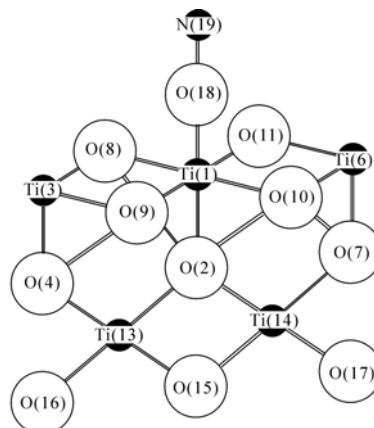
Since the stable energy (0.45 eV) of the NO adsorbed on the  $Ti_5O_{10}$  cluster is very small by GAUSSIAN, the process can be regarded as physical absorption. The energy level of the NO adsorption on the  $Ti_5O_{10}$  cluster is shown in Fig.6.

The energy of LUMO and HOMO of the  $Ti_5O_{10}$  is higher than that of the NO, respectively. If the or-



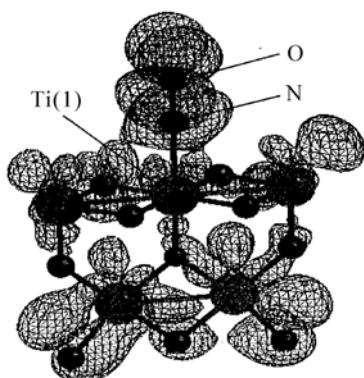
**Fig.3 Ti-NO bond of the  $Ti_5O_{10}$  cluster**

The distance of Ti (1)-N (18) is 1.85 Å, and N(18)-O(19) is 1.20 Å



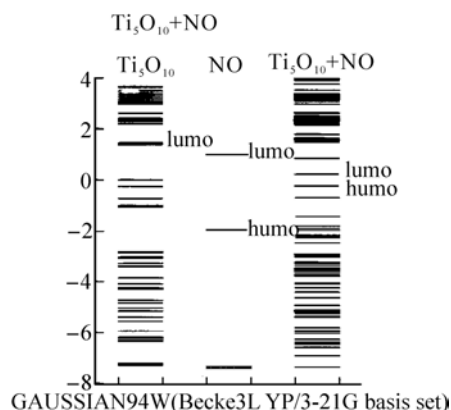
**Fig.4 Ti-ON bond of the  $Ti_5O_{10}$  cluster**

The distance of Ti (1)-O (18) is 1.55 Å, and N (19)-O (18) is 1.20 Å



**Fig.5 Ti-NO bond of the  $Ti_5O_{10}$  cluster**

The big ball is for Ti, the small ball is for O, and the net is for the top charges of Ti, O and N



**Fig.6 The energy level of the NO adsorption on the  $Ti_5O_{10}$  cluster**

**Table 1 The change of charges distribution of the NO adsorption on the  $Ti_5O_{10}$  cluster**

Cluster	Charge	GAUSSIAN Calculation	MOPAC Calculation
$Ti_5O_{10}$	Ti (1)	+0.85	+2.76
NO	NO	0	0
$Ti_5O_{10}/NO$	Ti (1)	+1.22	+2.81
(Ti-NO)	NO	+0.09	-0.87

bit symmetry is ignored, the electrons of HOMO energy of the NO could transfer to LUMO energy of the  $Ti_5O_{10}$ . The NO absorption on the  $TiO_2(110)$  for Ti-NO geometry is combined stably.

## CONCLUSION

The results of the  $N^{18}O$  adsorption on the  $TiO_2$  surface by TPD indicated that the temperatures of the three desorption peaks of the main  $N_2$  molecules are 230 K, 450 K and high temperature 980 K. The peak of  $N_2O$  desorption is observed only at low temperatures.

There is a clear preference for the Ti-NO orientation compared to the Ti-ON by MOPAC calculation of the NO molecule on the  $Ti_5O_{10}$  cluster. The NO absorption on the  $TiO_2(110)$  for Ti-NO geometry is combined stably by GAUSSIAN calculation and is in good agreement with the MOPAC calculation results.

## References

- Boccuzzi, F., Guglielminotti, E., Spoto, G., 1991. Vibrational and electronic effects of NO chemisorption on  $TiO_2$  and  $Ru/TiO_2$ . *Surface Science*, **251/252**:1069-1074.
- Davies, B.M., Craig Jr., J.H., 2003. NO adsorption on Ge (100) studied by TPD. *Applied Surface Science*, **205**:22-26.
- Gopel, W., Rocker, G., 1983. Intrinsic defects of  $TiO_2(110)$ . *Physical Review*, **B28**:3427-3428.
- Linsebigler, A.L., Lu, G., Yates Jr., J.T., 1995. Photocatalysis on  $TiO_2$  Surfaces: Principles, Mechanisms, and Selected Results. *Chemical Review*, **95**(3):735-758.
- Ryu, G.H., Park, S.C., Lee, S.B., 1999. Molecular orbital study of the interactions of CO molecules adsorbed on a W(111) surface. *Surface Science*, **427/428**:419-425.
- Shimizu, A., Tachikawa, H., 2002. The direct molecular orbital dynamics study on the hydrogen species adsorbed on the surface of planar graphite cluster model. *Journal of Physics and Chemistry of Solids*, **63**: 759-763.
- Sorescu, D.C., Yates Jr., J.T., 2002. First Principles Calculation of the Adsorption Properties of CO and NO on the Defective  $TiO_2(110)$  Surface. *Journal of Physics and Chemistry of Solids*, **B106**:6184-6199.
- Tominaga, Y., Nishimura, S., Amemiya, T., Fuda, T., Tamura, T., Kuriwa, T., Kamegawa, A., Okada, M., 1999. Protium Adsorption-Desorption Properties of Ti-V-Cr Alloys with a BCC Structure. *Materials Transaction JIM*, **40**:871-874.
- Yanagisawa, Y., 1996. NO interaction with thermally activated CaO and SrO surface. *Applied Surface Science*, **100/101**:256-259.